



# The Birch Cottage

## PRINTING INSTRUCTIONS FOR GIFT TAGS:

*option 1*

### **AVERY LABELS:**

These gift tags were designed for use with the Avery printable gift tags. Simply follow your printer manufacturer's instructions for loading the cardstock in your printer. Then print on the Avery printable gift tags cardstock.

*You will want to use the page WITHOUT the guidelines if using Avery printable business cardstock.*

*option 2*

### **CARDSTOCK:**


You can also print these gift tags using cardstock. Simply load the cardstock in your printer, following the manufacturer's instructions. Then print your gift tags on the cardstock. Once the gift tags have printed, you can cut them out with scissors,, a paper punch or paper trimmer.

You can use the gift tag as is or punch a hole in the top of the gift tag and affix to your package with string, twine or ribbon.

*You will want to use the page WITH the guidelines if using plain cardstock to print your gift tags so that you have a cutting line to follow.*

*The Birch Cottage grants permission for this material to be downloaded and printed for personal use only.  
No electronic reproduction is permitted without prior written consent of The Birch Cottage..*


*© Copyright The Birch Cottage 2018. All rights reserved.*



To:

From:


7/6, 117 Suisun Co., Ltd.



To:

From:


7/6, 117 Suisun Co., Ltd.



To:

From:

7/6, 117 Suisun Co., Ltd.



To:

From:

7/6, 117 Suisun Co., Ltd.



To:

From:

7/6, 117 Suisun Co., Ltd.



To:

From:

7/6, 117 Suisun Co., Ltd.



To:

From:


7/6, 117 Suisun Co., Ltd.



To:

From:

7/6, 117 Suisun Co., Ltd.



To:

From:

78, 117 Saimo Co. Ltd.



To:

From:

78, 117 Saimo Co. Ltd.



To:

From:

78, 117 Saimo Co. Ltd.



To:

From:

78, 117 Saimo Co. Ltd.



To:

From:


78, 117 Saimo Co. Ltd.



To:

From:

78, 117 Saimo Co. Ltd.



To:

From:

78, 117 Saimo Co. Ltd.



To:

From:

78, 117 Saimo Co. Ltd.